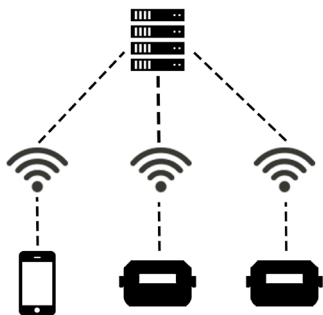


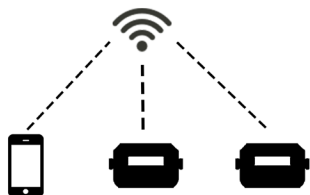
CONNECT MODES (AVAILABLE IN FIRMWARE VERSIONS 4.0 AND ABOVE)



To change modes, press the **Mode** link at the top of the Account tab.


Cloud Connect:

Your phone will connect to our server over the internet and you can view and manage any of your connected controllers. This mode has the most functionality including cook history and cook notes. If both your phone and controller have internet access, use this mode.



Local Connect:

Your phone will detect any controllers on your local WiFi network. You can then connect to your controllers to view and manage them. History and Account pages are disabled for this mode. If you have a router with no internet access, use this mode.



Direct Connect:

Your phone will connect directly to your controller so you can view and manage it. Using this mode requires the controller to be in Access Point mode. History and Account pages are disabled for this mode. If you don't have a router, use this mode.